

La symétrie 1 : travail sur les axes

Les droites en pointillés servent-elles d'axes de symétrie ?

Illustrations of animals with dashed lines indicating potential axes of symmetry:

- Rabbit: A vertical dashed line through the center. Below: Oui Non
- Squirrel: A vertical dashed line through the center. Below: Oui Non
- Butterfly: A vertical dashed line through the center. Below: Oui Non
- Octopus: A vertical dashed line through the center. Below: Oui Non

Illustrations of geometric shapes and objects with dashed lines indicating potential axes of symmetry:

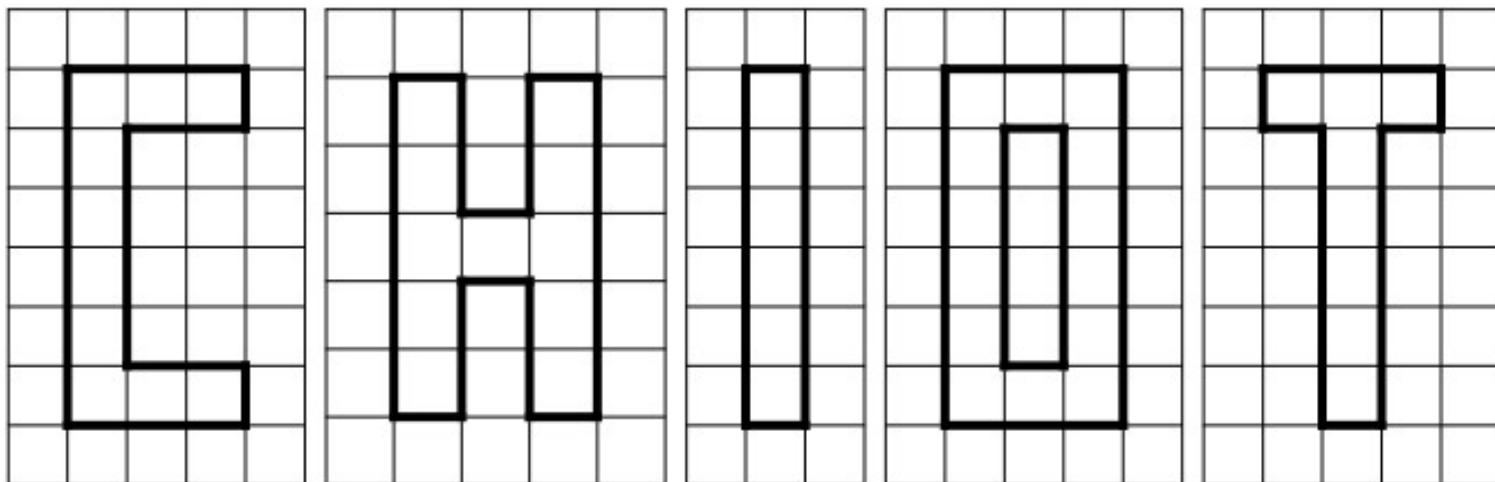
- Triangle: A vertical dashed line through the center. Below: Oui Non
- Bee: A horizontal dashed line through the center. Below: Oui Non
- Letter J: A vertical dashed line through the center. Below: Oui Non
- Lightning bolt: A vertical dashed line through the center. Below: Oui Non

Repasse seulement les droites en pointillé qui sont des axes de symétrie.

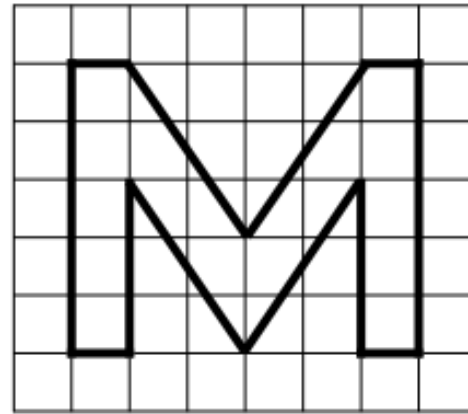
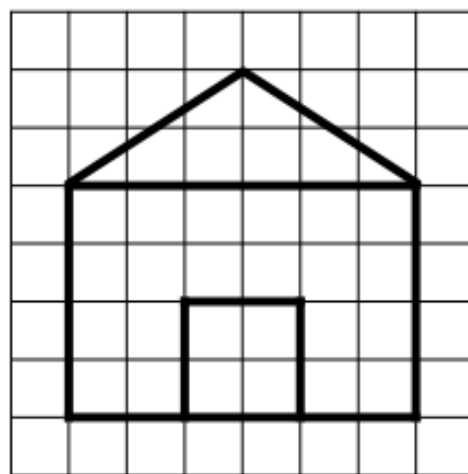

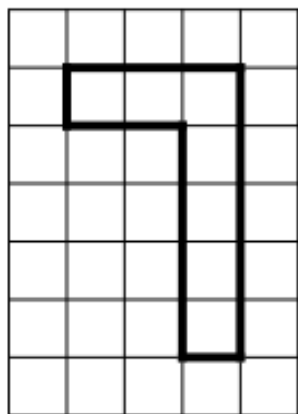

Illustrations of various shapes with multiple dashed lines for identification:

- Star: A vertical dashed line and a horizontal dashed line.
- Teardrop: A vertical dashed line and a diagonal dashed line.
- Pentagon: A vertical dashed line and four diagonal dashed lines.
- Moon: A vertical dashed line.
- Arrow: A horizontal dashed line.
- Circle: A vertical dashed line, a horizontal dashed line, and two diagonal dashed lines.
- Triangle: A vertical dashed line.

① Trace le(s) axe(s) de symétrie des lettres du mot « chiot ».



② Trace le(s) axe(s) de symétrie de ces figures.



① Trace le(s) axe(s) de symétrie de ces figures.

